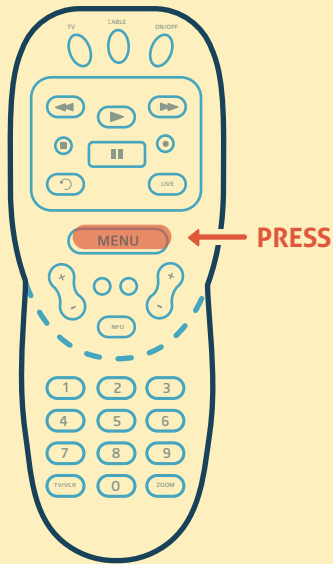
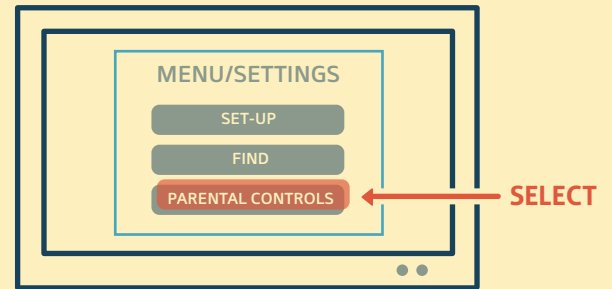


# Cable makes it easy to manage what is seen on your TV.

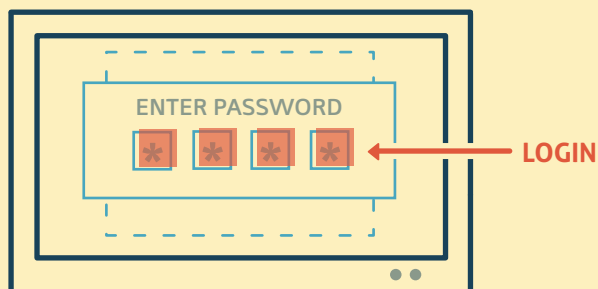
- 1 Press the Menu or Settings button on your remote.



- 2 Scroll through the on-screen options to highlight the parental controls and your password.



- 3 Press OK/Select and follow the on-screen instructions.



To find out what parental control features may be available with your specific cable box, please contact your local cable provider.

